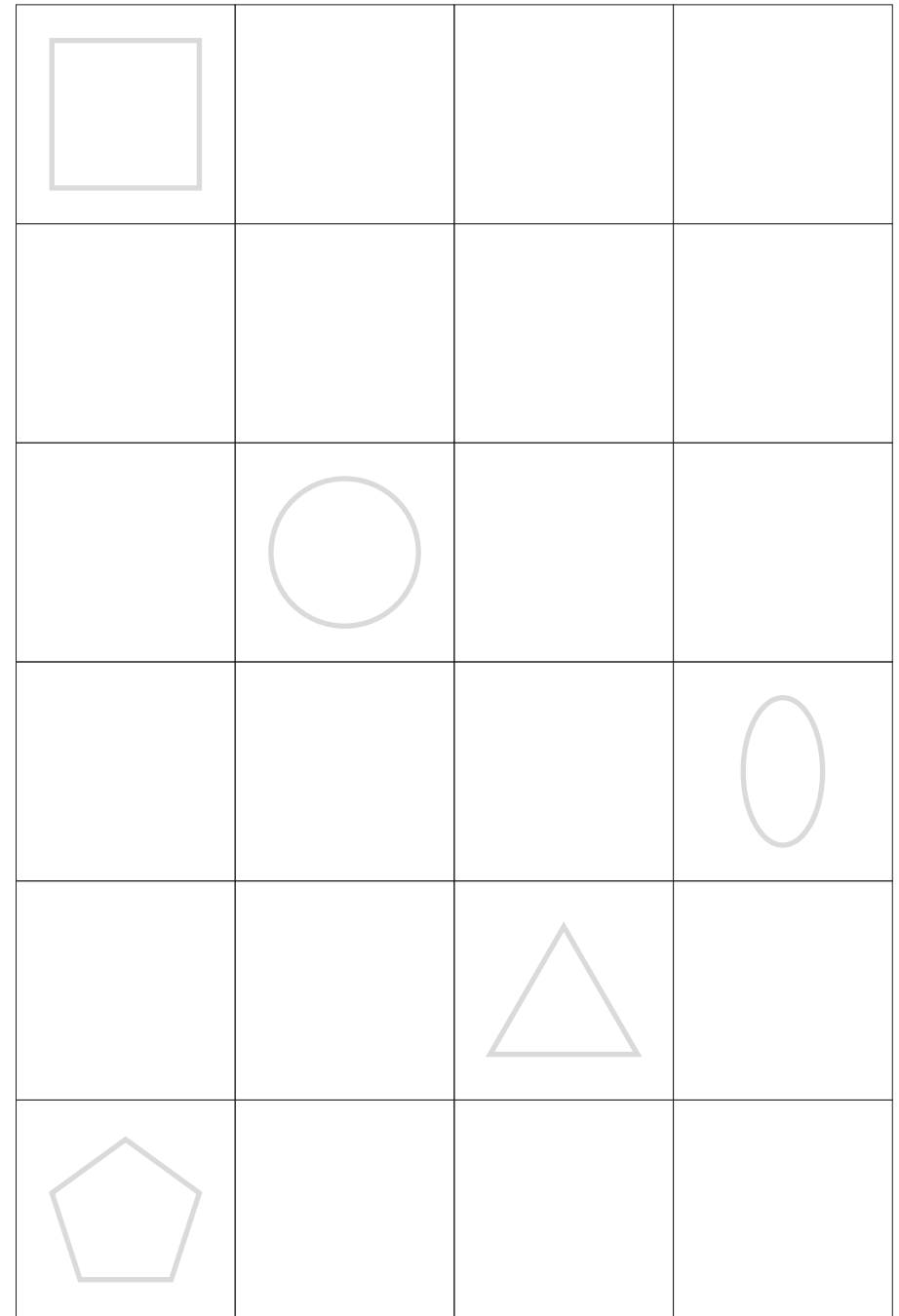
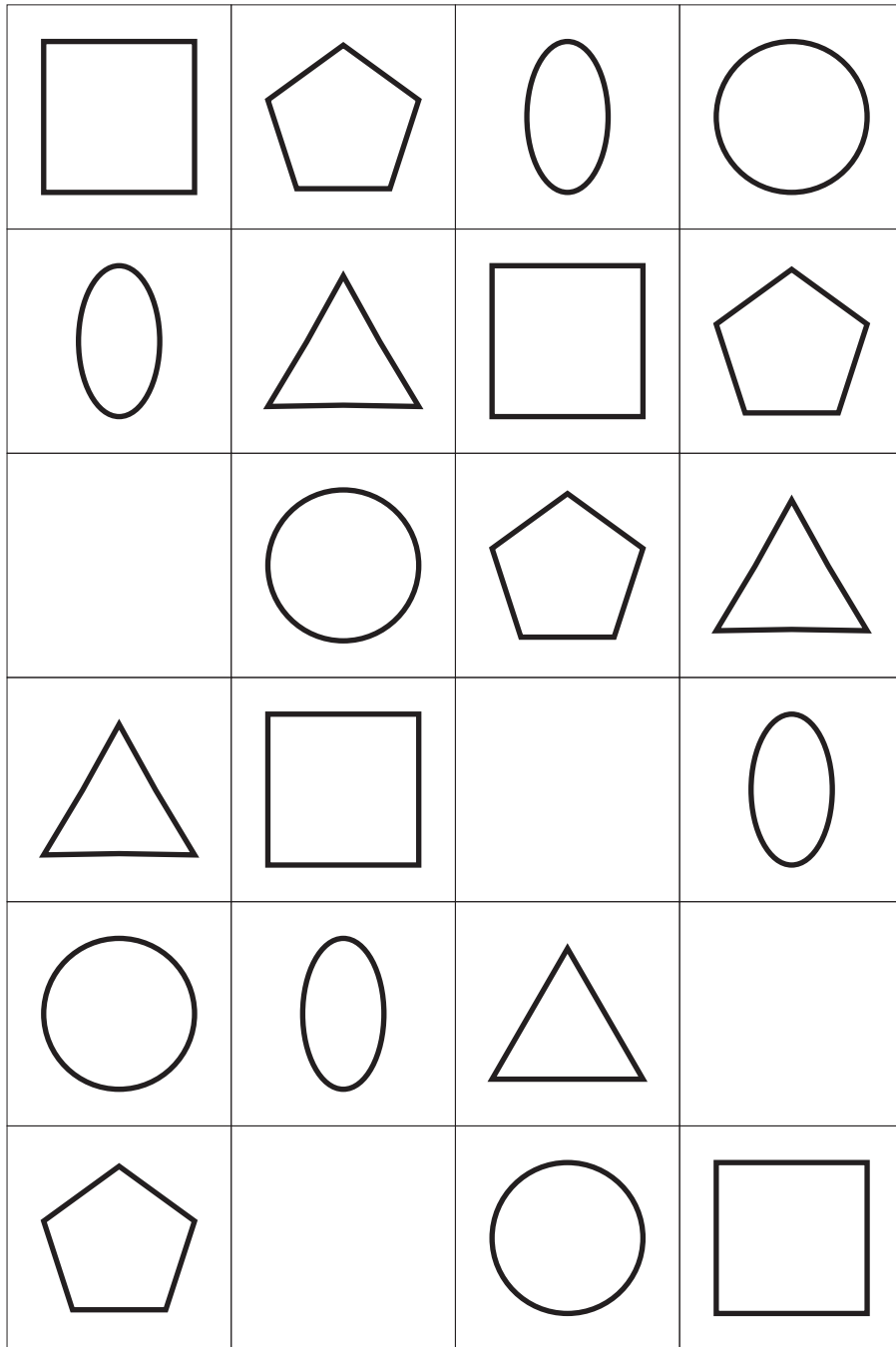


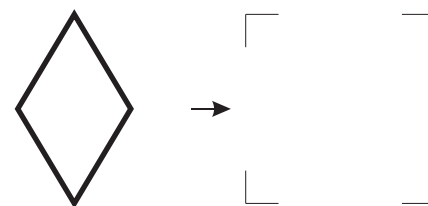
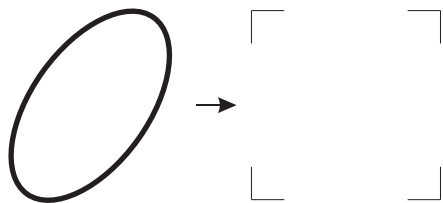
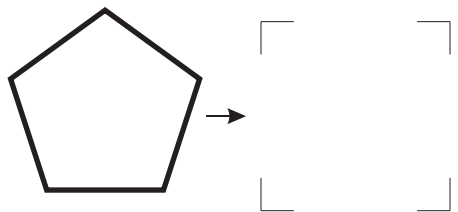
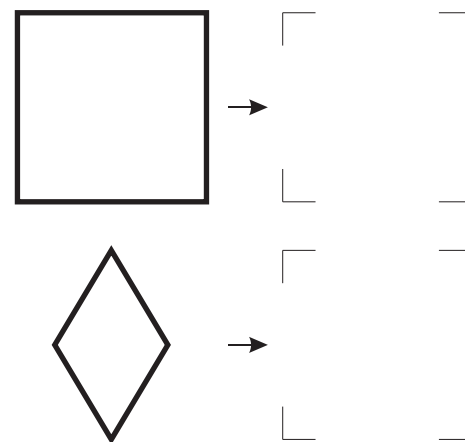
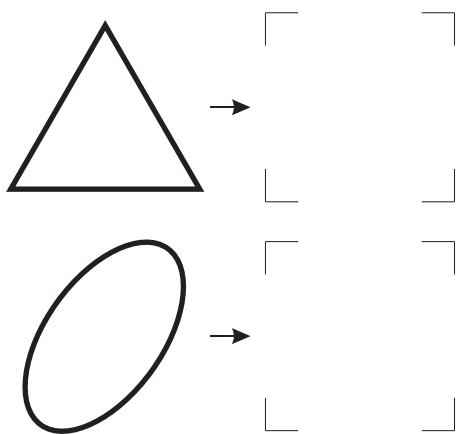
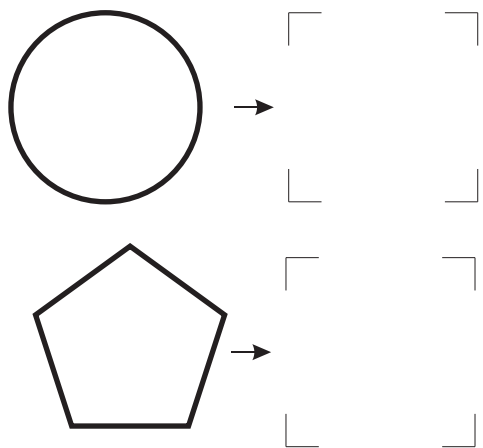
認知遊戲-符號替換(進階版、增加空間轉換)

請家長先在右側方格中的灰色幾何圖案蓋上不同的圖案，跟孩子說明『正方形要換成□□』(其餘類推)，並用雙手指出讓孩子了解相對位置的概念，接著就讓孩子用印章完成工作吧!



認知遊戲-符號替換(初級板)

請爸爸媽媽先在四角框中蓋上指定的圖案，接著跟孩子說在下面的方格紙中，看見『圓形就要蓋上□□圖案』(其餘以此類推來說明)



6

5

4

3

2

1

帶我
回家

1

2

3

4

5

6

7

8

9

帶我回家題目紙(一開始要少量,等熟練後再慢慢增加喔)

請家長先在不同的座標蓋上不同的圖案,接著請小朋友在答案紙上的相對位置蓋上相同的圖案

(1, 1)	(3, 1)	(5, 1)	(7, 1)	(9, 1)
(1, 2)	(3, 2)	(5, 2)	(7, 2)	(9, 2)
(1, 3)	(3, 3)	(5, 3)	(7, 3)	(9, 3)
(1, 4)	(3, 4)	(5, 4)	(7, 4)	(9, 4)
(1, 5)	(3, 5)	(5, 5)	(7, 5)	(9, 5)
(1, 6)	(3, 6)	(5, 6)	(7, 6)	(9, 6)
(2, 1)	(4, 1)	(6, 1)	(8, 1)	
(2, 2)	(4, 2)	(6, 2)	(8, 2)	
(2, 3)	(4, 3)	(6, 3)	(8, 3)	
(2, 4)	(4, 4)	(6, 4)	(8, 4)	
(2, 5)	(4, 5)	(6, 5)	(8, 5)	
(2, 6)	(4, 6)	(6, 6)	(8, 6)	